

Madison County R/C Flyers, Inc. Membership Application

Proof of AMA membership must be shown. A Xerox copy is OK. You may mail this application with remittance and proof of AMA membership or present it in person at the next club meeting.

Name _____

Address _____

Date _____

City _____ State _____ Zip _____

Phone () _____ AMA# _____

Birthday _____ Place of work _____

Email Address _____

Homepage Address _____

**Club Secretary
Bill Hallsworth
2917 Morton St.
Anderson, IN 46016**

You give permission to the club officers to publish this information for club business?

I will follow all AMA rules for the flight of radio control model aircraft. I have read the club rules of the Madison County R/C Flyers, Inc. and I will abide by them at all times. My actions will always be in the best interest of our land owner and our club.

Signature _____ Date _____

- Regular Membership.....\$30.00**
(Received after September 30th & good for the following year)
- Associate Membership\$15.00**
(no AMA required and no voting privileges)
- Spouse Membership.....\$15.00**
(wife of a regular member)
- Junior Membership.....\$1.00**
(under 18 years and living with a regular member)
- Late Summer Membership.....\$15.00**
*(Received from August 1st through September 30th and expires December 31st
Late Summer membership applies only to those that were not members the prior year)*



Furnish a stamped and self addressed envelope with your membership application and your membership card will be sent to you. It is recommended that you attend a club meeting and pay the club secretary and receive your membership card in person. The combination to locks at the club field is on the membership card and is privileged information for club members only.

The club rules and bi-laws and this membership application can be found on the club website.
www.madisoncorc.com



Pit Talk

July 2016



www.madisoncorc.com

The official newsletter of the Madison County R/C Flyers, AMA sanctioned club 291

Meetings held on the second Monday of each month at 7:30pm at Anderson Municipal Airport. Everyone is welcome to attend!



Art Frye
President

Dave Morris
Vice President

Bill Hallsworth
Secretary

Byron Hamrick
Treasurer

Mike Sharp
Safety Officer

Tom Kelley
Field Marshal

Dave Johnston
Newsletter Editor

Joe Bays
Webmaster

Welcome to the July 2016 issue of Pit Talk!
(by Dave the Editor)

We're glad you are reading! This month there are a couple of changes "in the air". Starting with this issue, I am moving the boring officer reports to the end of the newsletter and putting the more fun stuff (photos, member submitted articles) up front. I think it might make the newsletter more "eye catching". Also, I added a "group" to our Facebook presence, modeled after the wildly successful and much-admired format of the Tipton RC club. I will talk about that more in my Officer's report below.

This issue includes description and pics from our annual Fun Fly last month, so lots to see. Hope that you enjoy! And if you are not a member yet and would like to meet some of us and learn more about this great sport, please stop by our meeting on Monday, July 11 at 7:30pm upstairs at Anderson Municipal Airport.

2016 Fun Fly!!!!



Fun Fly report

by Jon Fish

Well work began Saturday as I spent the day cleaning scrubbing out the building in preparation for the Sunday's festivities. Wanted to make sure everything was clean and operating room sanitized or at least clean enough to serve food from. Sunday morning arrived much too quickly as I was up late making the Coney sauce. I got to field and started setting up. It got hot early and making hot coffee seemed to be out of question. (Hmmm maybe I should have served iced coffee. McDonalds makes a fortune off that stuff.) Dave Morris showed up with his wife Cheryl's always good biscuits and gravy and sweet rolls. I finished up stocking the pop machine, also known as the cooler and getting the P.A. system going. We had a little problem getting power to building as we found that mice had wreaked havoc in the breaker box. Thanks to Bill Hallsworth for getting things going there. I had hoped to get a chance to fly before the event started, but was busy with the concession stand and didn't get a chance to. Since I haven't flown all year and no practice time I figured I would be better off focusing on tasks at hand. So the planes stayed in the truck. CD Mike Sharp kept things moving during the contest. With the help from a few members Mike was able to conduct a good event. Concession sales ran spurts. Hot dogs and cold pop seemed to be the order of the day. The Coney sauce went quick and we sold most of the hot dogs. In my effort to keep expenses down on concession food. I found what I thought was a deal on readymade hamburger patties. I was informed to never to buy those again. So nothing but the best for our guys from now on. I also played the annoying photographer getting photos for Dave Johnston for the newsletter. So I had a busy day there. It was good to see some familiar faces; Al Myers made his pilgrimage from Mishawaka to our field. Don Huffman came by for a visit as well as Steve Remington. Thanks to Steve Eagle from the Converse club and Rick Yeary from the Tipton club for coming. Congrats to all the contest winners and to the raffle winners. And thanks to all those who helped out!




The Stick Break and the Limbo, always entertaining!



Contest winners



Hangar talk



Airplanes....



Characters...



And fine dining too!



Some neat prizes were won by lucky raffle winners. A special thanks to audience volunteer **Serenity Caudill**, who drew the numbers for us!

That's all the funfly photos I can fit into this newsletter. I will be sending more to Webmaster Joe Bays soon so you can see them all at madisoncorc.com!

See you at next year's Fun Fly!

The Solar Charging Station story by Bill DeWitt



First job : If you haven't noticed we now have a solar charging station up and running and it works fairly well ! I have used it a couple of times . A big thanks has to go out to Tom Kelly , Mike Sharp , Kevin Ramey , Miles Leisure & Jonesy !!!!! Tom the engineer that helped in the assembly , Kevin that helped where ever we needed him , Mike the high wire man that did most of the roof work , Miles and Jonesy for all the advice , that only left me to do the electric hook up and mounting the charge panel on the table !!!! I had a little help building the table and the charge panel thanks again to TOM , OK a lot of help from Tom !!!! Kevin found the supply wire from the batteries to the charge panel in his shop and donated it so I would not have to go out and buy it !!!!! **Job number TWO :** First I have to thank whoever was involved in setting the very first gate post that thing should have lasted another thirty

years !!!! Then I would not have taken it on myself with Tom Kelly an Kevin Ramey with his tractor to replace it when it started rotting off at ground level HAHHAHHA!!! Thanks to the concrete that it was set in ,we dug and chipped on it for about three hours until Tom finally said UNCLE and we moved the tractor back about ten inches and dug a new hole , set the new post and called it a day!! The next morning early we met back out at the field and finished hanging the gate and rewired the fence . A big thanks to Kevin for having the right tools for that job ,SOOOOOO much easier !! **NOW** some interesting personal stuff , we were sitting down taking well deserved break and noticed that one of the wind turbines with the broken blade was moving the broken blade that is . As we started watching a little bit closer we noticed that blade was hanging down a bit the longer we watched it started dropping a little more and more then we saw pieces of it falling off . Tom said he had to leave so Kevin and I decided to take a drive in the direction of the turbine , just as we cleared the little burg of Leisure we watched that once in a life time thing happen !! **Down** it came !!! When it hit the first ten or twenty feet of the blade started folding up like an accordion , and then just like a tree it fell over and hit the ground .

Sheila's Summer Project

My husband Joe and I got home and guess what was on our doorstep. Well...*Look at the picture...*Yes.. I am the proud owner of a Japanese Zero and a BF109. Joe and I are pleased with these 20 inch wingspan ARF's for they are highly detailed and with panel lines and highly detailed water transfer decals. The instructions seem to be easy to follow and the flying weight is supposed to be around 5 ounces. Years ago these models were offered by Cox and recently Gravity Hobby bought the dies and molds and are now offering these old designs. I am thinking that unless there is very little wind that we will enjoy these classic warbirds when we visit the Tipton R/C Club next Winter at their indoor fly-ins.



happy flying,
Sheila Bays

Randy Thomas's Splendor

(see text on following page)



Randy's New Plane by Randy Thomas

Well.... as you know some projects start out well and work out well and this one did.

A R/C friend of mine at the Anderson Arrows Flying Club, Bob Russell, said if I wanted his old *Splendor* just to come and get it. I got the plane without the motor, ESC, electronics, servos, and linkages.

Bob, did sell me the motor (Eflite 60 size) and ESC (80 amp) so I had something to work with. I ordered new linkages & prop adapter and spinner and used the *High-Tech Stabilization System* featured in the Model Aviation magazine two months ago.

I gave her the 1st flight this morning (June 28th) and it operated well and I recommend highly the *High-Tech Stabilization System*. This gyro has a three-axis control and it has 3 settings:

1. Normal.....which smooths out your flying by automatically correcting for cross winds or gusts.
2. Off
3. Head Holding...If I place the plane in an oblique flying attitude it will hold that setting automatically.

I will bring the Splendor to the July 11th club meeting and demonstrate how this gyro works.

Randy Thomas

Club Officer Reports

Secretary's report: (submitted by fill-in Secretary Jon Fish)

Meeting Minutes June 16, 2016

President Art Frye brought the meeting to order with a stern look and a bang of the gavel. Motion was made to accept the minutes from the May meeting as written in the newsletter. The motion was seconded and voted unanimous. The May minutes will stand as written.

Treasurer Byron Hamrick gave the Treasurer's report. Motion was made to accept the treasurer's report as read. The motion was seconded and voted unanimous. The treasurer's report will stand as read. Byron did mention that the Fun-Fly was in the black this year.

There is a problem with the breaker box in the club house. It appeared that mice have made a home in it and one of the breakers was not working. It was discussed replacing the box and doing some rewiring in the building.

Bill Dewitt mentioned that the solar panels are all working well as is the charge station. Thanks for all your work there Bill. Bill also thanked all those helped with installation.

The zero turn mower has been in the process of continuing repairs but is now running and operational.

Mike Sharp thanked all those who helped out with the Fun-Fly. Mike also mentioned whether or not to continue with the Fun-Fly due to lack of member precipitation. Joe Bays mentioned that former club members went to other clubs fly-ins and those clubs did the same in turn. Also the XFC was going on that weekend to and that may have contributed to the low turnout.

Joe Bays brought up the city wide event that is held every year in the Indy area. This year's city wide will be at the North East side Tail bangers Club in Noblesville. The date is Saturday August 20 the same weekend as the Elwood Glass Festival.

Joe Bays also mentioned the passing of charter member Manuel Cantrell. Randy Thomas is selling Manuel's planes and heli's for Manuel's wife. If anyone is interested, contact Randy.

Jon Fish brought the need for guarding for the of the chain-link fence. He displayed a cut arm from the barbs on the fencing. It was suggested that plastic corrugated drain pipe like what is used at ball fields. This will be discussed further at another meeting. Also regarding fencing, it was discussed about replacing the post at the gate entrance as they are rotting out of the ground.

There was discussion on encouraging new members.

The Elwood Glass Festival was brought up. Art Frye has already secured the booth space. There is a need for a new raffle plane as we gave the one away from last year. A motion was made to purchase a new raffle plane. The motion was seconded and voted unanimous. Art got a harrumph out of everybody (Blazing Saddles reference). The club will purchase another RTF plane to raffle off.

Joe Bays mentioned the club web-site is always in need of new content.

The subject of the clubs facebook page was brought up and the need for making more user friendly. Dave Johnston volunteered to work on this.

There was no 50/50 drawing because Byron forgot the tickets.

Byron Hamrick made motion to adjourn and general discussion took place

That's all folks!

Treasurer's Report:

As of June30:

The club spent \$2653.59 and had an income of \$459.50 . we paid for field rent, mower belts, gasoline, glass festival fees, repair parts for the z-turn mower, fun fly expenses, and also insurance for the field buildings and contents.....see Byron for details if needed.....

Once again we all owe a debt of gratitude to T Kelly and B Dewitt for the fence post repair at the main gate. They and others (?) spent the day replacing the gate post which had rotted at the base at ground level.....Much frustration trying to break concrete off old post and pull it up out of the ground.....
thanks again to all who worked so hard to fix our gate post.....

Note: thanks to T Kelly for the z-turn mower repair.. Tom pulled the engine apart and discovered the worn out stator and voltage regulator which were replaced and once again we can mow the grass. yea.



The weather of late has been optimal for early morning flying. so relaxing to be able to fly with no or very little wind, toss a glider into the air and sit in a lawn chair and watch it float..... so relaxing.....

If any members are able, monday morning Geezer group is still trying to gather flyers to get together and enjoy the flying and bull that seems to go with the group. We have lost so many due to their passing. So if any members are able, come join us on those monday mornings when the rain is gone and the winds are low.

Happy Flying,
Byron

Safety Officer's report:

Safe Flying Recommendations

Ground Courtesy

- Position your plane so prop wash does not throw dirt on other planes or equipment.
- Pick up debris.
- If you see debris on the field or in the pits, pick it up.
- Do not walk over other peoples planes or equipment.
- Watch others when carrying planes with running engines.
- Do not pour excess fuel on the ground. Please use a catch can.

Equipment and Personal Safety

- Be sure planes are mechanically sound, bench trimmed, props balanced and batteries charged.
- Range check planes.
- Sand flashing and knife edges from plastic props.
- Advise to paint prop tips. (yellow, white orange or red)
- Be careful when removing glow driver from plug.
- Have a buddy hold the plane when starting or adjusting the carburetor.
- Double nut all four-stroke engines.
- When insects swarm, use repellent.
- Wear sunglasses, UV damages cornea.
- Carry a small first aid kit.

Flying

1. Fly with a buddy.
 - a) To spot.
 - b) To assure the field is clear for take-off and landing.
 - c) To assure others on the flight line hear announcements.
 - d) To assist if your plane goes down.
 - e) To assist in starting.
2. Follow the flight pattern to avoid mid-air collisions.
3. Dead stick has the right of way.
4. Do not take-off or land with anyone on the field.
5. Fly within the arrow boundaries and not over any restricted areas.
6. Never fly over or in the direction of the pits.
7. Fly as quietly as possible.

Field Marshal's report:

We are keeping busy at the air field. Between the mowing and upkeep of the equipment and other chores it seems that there is always something that needs done. A few days ago Bill, Kevin and I replaced the east post on the gate. What a job! Whoever placed that post did a good job but it had rotted off over the years. We tried to put the new post where the old post was but worked about three hours trying to remove the concrete that was around the old post and gave up on it. We had to place the new post about 20 inches to the east so now we have a wider opening for the gate. Also discovered that when you get a few years past 70, when it comes to physical labor, you are about as worthless as tits on a boar hog. Bill and Kevin did 95 percent of the work and I did 100 percent of the yelling.

It seems that the swisher charging system is working again. At least the battery is holding it's charge so we don't have to take the battery home for a charge every few mowings.

I have been gone on another trip and want to give a big THANKS to Byron and whoever helped him mow while I was away. Sure wish he had replaced that post while I was gone though-----

Tom Kelley

Newsletter editor's report:

As I mentioned in the opening paragraph of this newsletter, our club now has a Facebook "group". I made this addition at the request of Members who had seen the Tipton club's group and liked it, and hoped that we could improve our social media presence. For those who are not familiar, here is an excerpt that I copied and pasted from Facebook Tips:


While Pages were designed to be the official profiles for entities, such as celebrities, brands or businesses, Facebook Groups are the place for small group communication and for people to share their common interests and express their opinion. Groups allow people to come together around a common cause, issue or activity to organize, express objectives, discuss issues, post photos and share related content.

In order to participate in a Group you must join!

To join a group, go to a group and click Join Group in the top-right corner.

Depending on the group's settings, you may have to wait for a group admin to approve your request.

One thing that everyone must understand about social media is that the **CONTENT IS CREATED BY THE GROUP MEMBERS**, not only the administrator, as in a static web site. We will get out of it what we put into it. If members post comments, pictures and videos like the Tipton club members do, then we will have an interesting group. If not, and you only rely on the usual 2 or 3 people (Joe, Tom, and I) to provide content for your entertainment, then you will be disappointed. In that aspect, a Group is identical to our existing Page. If anyone would like help on how to join or how to add pictures, video, etc., give me a call and I will be happy to assist!



Webmaster Joe's column:

This month Joe submitted a series of photos of straw art taken at a festival in Japan. Is this cool or what?



Biplane made of straw

Well folks, that's our newsletter for July. Safe and happy flying to you all!

Henry County Wright Flyers

Present The 13th

Hoosier Dawn Patrol

August 11,12,13, 2016

New location: Henry County Wright Flyers Field
1525 N. 750 E. Hagerstown, Indiana 47346
In the Back Yard of Wilbur Wright Home Place and Museum
AMA Sanction # 735



Open to WW1 and pre WW1 aircraft . Any size and any power.

Mission style flying. AMA and FAA required.

All frequencies, Primitive camping, No water or electric hook ups

Overnight storage and security, On field concessions, Museum restroom facilities

NO ALCOHOL ALLOWED ON SITE

Registration fee: \$25

For more info contact CD: Steve Percifield at percyflyer50@gmail.com or

Gary Bussell at cgbussell@comcast.net, or

Greg Hahn at suep_nc@yahoo.com

Site website: <http://www.wbirthplace.com/home/4546377954>

Join us on Face Book group page, Hoosier Dawn Patrol

2016

Madison County R/C Flyers Annual Giant Scale Fly-in

Saturday Sept. 17th, 2016



“Bring your 80inch wingspan or larger single wing aircraft or 60inch or larger wingspan biplane or true quarter scale aircraft and fly with us

(Old IMAA guidelines Apply)

6 miles north of Elwood IN on C.R. 1850 N

A Day of flying - fun, and fellowship !

Unlimited Approaches to a Grass Runway

REGISTRATION OPENS AT 9 AM - FLYING AT 10 AM

**Contact CD: Tom Seres at 765-620-6483 or
E-mail: tom.seres@yahoo.com for more details**

**Concessions will be available on site
There will be a Raffle & a 50/50 Draw**

**Limited Parking for RV's — Facilities are Primitive!
No Water or electricity. — Port-a-john available.
No Handicap facilities**

Registration Fee is \$10.00 & AMA membership is required

Our Website is: www.madisoncorc.com

Map of Field Location shown below on page 2:

GPS Location: Latitude (N) 40' 22.277' Longitude (W) 85' 49.715'

Indianapolis RC Modelers Presents:

AIR SHOW 2016



Bring your lawn chair and have a BALL!!

\$4 per Person, \$10 a car load.

Kids under 10 FREE!

Come early and have lunch!

Food and Drink concession opens by 11:30

Sat. July 9th - 12:00-2:00pm plus

See GIANT Radio Controlled Airplanes and Helicopters flown by the best RC pilots in the Midwest!

In the past we have had:

Aerobatic Flying

100 mph Racers

World War I Dog Fighting

World War II Warbirds

Aerobatic Scale Helicopters

A flying lawn Mower???

And more!!!



Come and Fly an RC Airplane!!!




The flying field is located one mile west of Morristown, Indiana, 1/2 mile south of the intersection of US Route #52 and Blue River Road.

Check our web site at:

www.indyrcmodelers.com

For more information, call Jack at
(317)501-0213



"WARBIRD DAY"



JOIN US & FLY ANY SIZE AIRCRAFT IN MILITARY COLORS

SATURDAY, JULY 16, 2016 AT MIDWEST SUNDOWNERS
RAINFORD FIELD, WHEELER, INDIANA

6 convenience charging
stations installed

Food, refreshments & raffle of :



Need not be present to win

For presales contact
Frank
Fjbrucato1@frontier.com

**THE LATEST P-38 by FLIGHTLINE RC, REVIEWED IN APRIL ISSUE
OF AMA MAGAZINE, valued at \$400**

PILOTS BRIEFING 9:30 M, AMA MEMBERSHIP REQUIRED <http://www.modelaircraft.org/>

Directions field, <http://midwestsundowners.com/map.asp> Rt 130/south on Jones rd, south on 650W. Wheeler, IN

Info. Contact Stan Zolodz szolodz@hotmail.com 219-776-1652/ 219-662-1355